

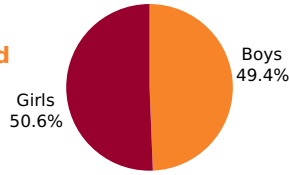
# Building Tomorrow Programs Dashboard

This dashboard is up-to-date through May 12, 2022 and reflects data gathered since the start of 2022 (unless otherwise noted).

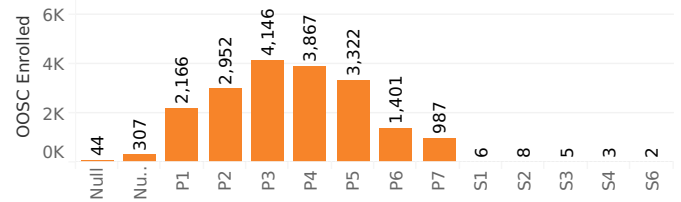
## Out-of-School Children Enrollment

**19,216** Total OOSC Enrolled

**281** OOSC with Disabilities Enrolled



## OOSC by Class

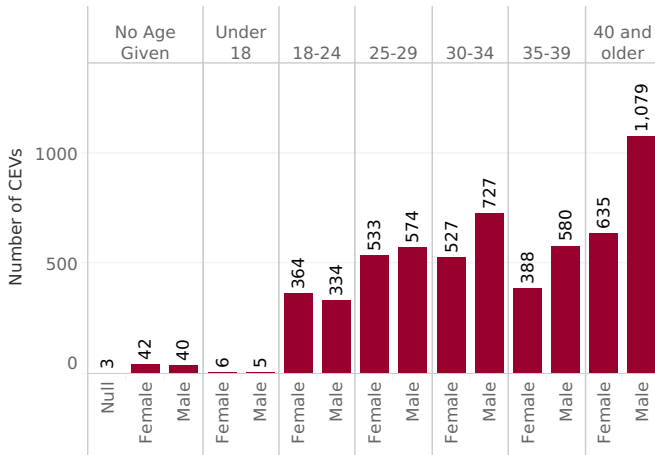


## Community Education Volunteers

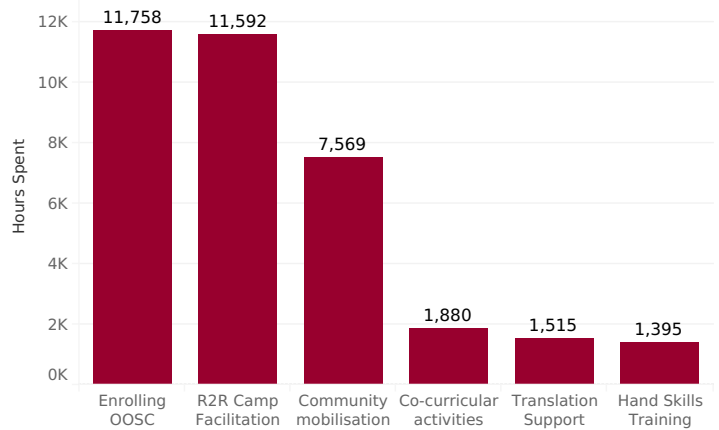
**5,837** CEVs Recruited & Train..

**35,709** Volunteer Hours

### CEVs by Age and Gender



### CEV Hours by Category



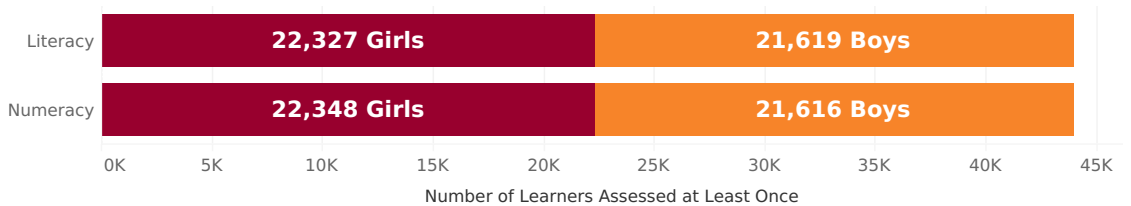
## Roots to Rise Programming

**44,644**

Learners Enrolled in a Roots to Rise ..

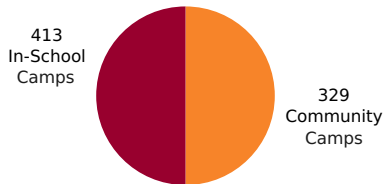
**346** Children with Disabilities Enrolled

### R2R Camp Enrollment by Skill/Gender



### Camps by Type

(Recording of Camp Type did not begin until late March)

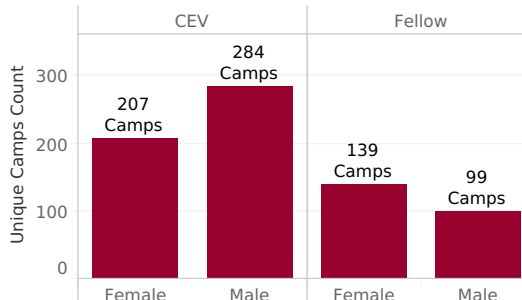


### Learners Enrolled

Community	5,260
In-School	21,372

### Camps by Facilitator

(Recording of Facilitator did not begin until late March)



Average Number of CEVs Assisting in a Camp (Recording of this data did not begin until late March)

**Community 1.51**  
**In-School 1.65**