

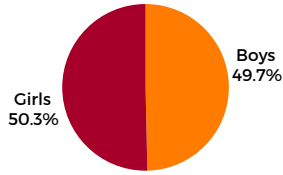
Building Tomorrow Programs Dashboard

This dashboard is up-to-date through July 20, 2022 and reflects data gathered since the start of 2022 (unless otherwise noted).

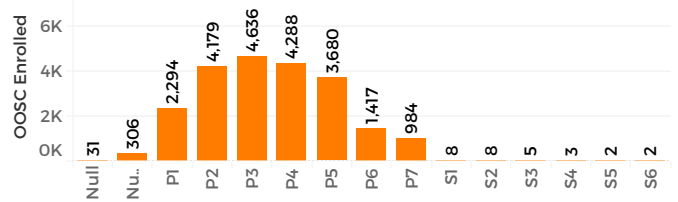
Out-of-School Children Enrollment

21,843 Total OOSC Enrolled

368 OOSC with Disabilities Enrolled



OOSC by Class

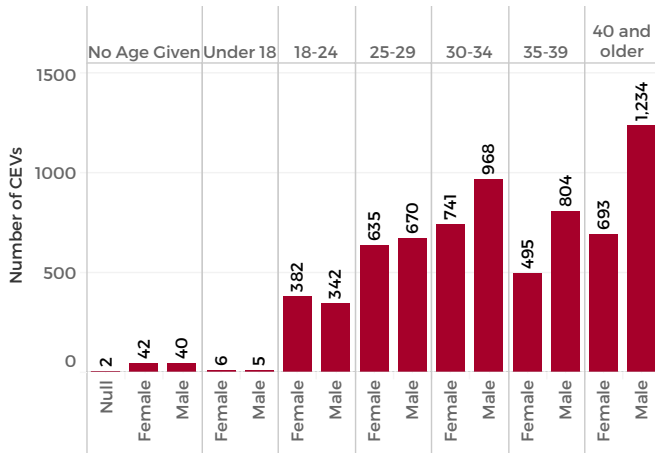


Community Education Volunteers

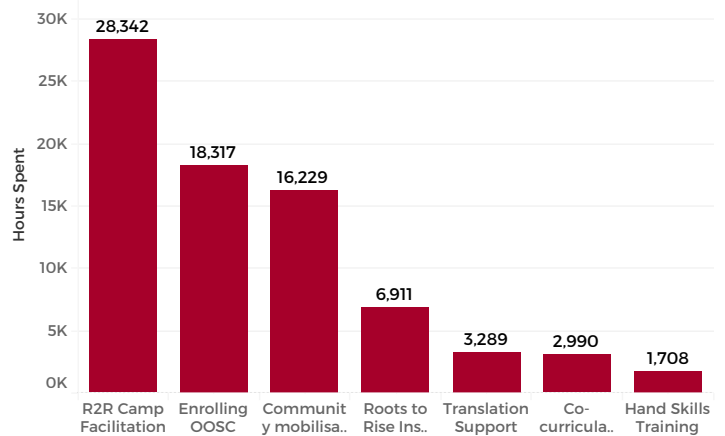
7,059 CEVs Recruited & Trained (Since Jan. 2020)

77,786 Volunteer Hours (in 2022)

CEVs by Age and Gender



CEV Hours by Category

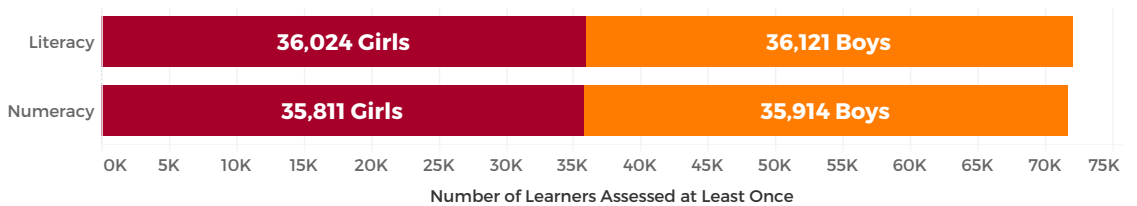


Roots to Rise Programming

72,839 Learners Enrolled in a Roots to Rise Camp

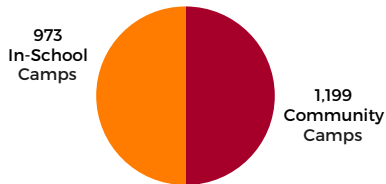
548 Children with Disabilities Enrolled

R2R Camp Enrollment by Skill/Gender



Camps by Type

(Recording of Camp Type did not begin until late March)

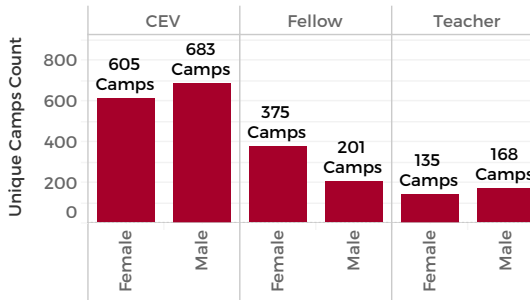


Learners Enrolled

| | |
|-----------|--------|
| Community | 25,308 |
| In-School | 43,100 |

Camps by Facilitator

(Recording of Facilitator did not begin until late March)



Average Number of CEVs Assisting in a Camp (Recording of this data did not begin until late March)

Community 1.46
In-School 1.54